

# Policy perspectives



**Daniella Bostrom Couffe**  
**United Nations Water**

**2017 Water JPI Exploratory Workshop, Dublin**  
**2<sup>nd</sup> - 3<sup>rd</sup> November 2017**

# UNITED NATIONS WATER



Coordinates the UN's work on water and sanitation for a better world

# What we do



General Assembly meeting of the Opening of the First Meeting of the Open Working Group on Sustainable Development Goals (SDGs). UN Photo/Eskinder Debebe



Rice fields of hill tribes in Sapa, Vietnam. UN Photo/Kibae Park



Student in Ghana celebrates World Water Day 2017. Photo UNIC Ghana

1. Inform policies

2. Monitor and report

3. Inspire action

# I. Inform policies

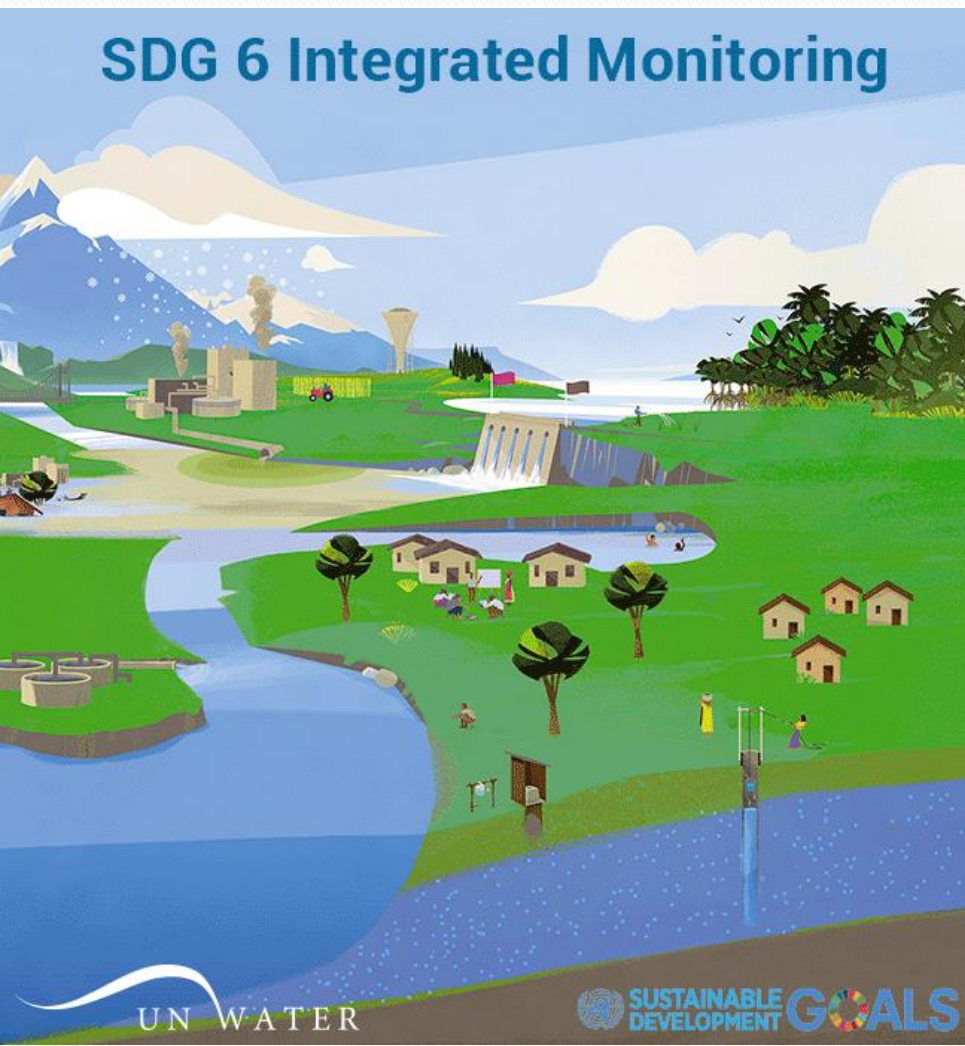


**Water and sanitation interlinkages  
across the 2030 Agenda for  
Sustainable Development**



# 2. Monitor and report

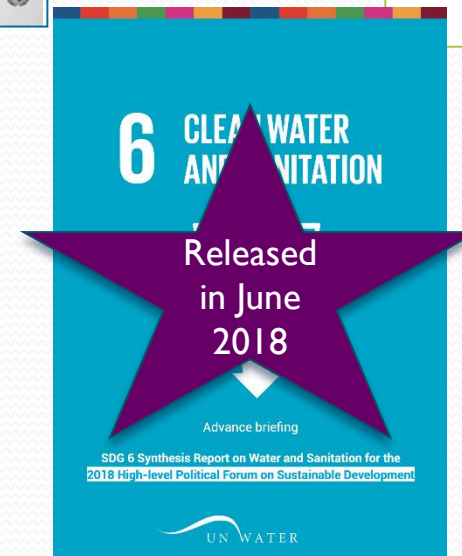




## SDG 6 Integrated Monitoring



### SDG 6 Global Indicators

INDICATORS	TIER	CUSTODIANS
6.1.1 Proportion of population using safely managed drinking water services	I	WHO, UNICEF
6.2.1 Proportion of population using safely managed sanitation services, including a hand-washing facility with soap and water	I	WHO, UNICEF
6.3.1 Proportion of wastewater safely treated	II	WHO, UN-Habitat, UNSD
6.3.2 Proportion of bodies of water with good ambient water quality	III	UN Environment
6.4.1 Change in water-use efficiency over time	III	FAO
6.4.2 Level of water stress: freshwater withdrawal as a proportion of available freshwater resources	II	FAO
6.5.1 Degree of integrated water resources management implementation (0-100)	II	UN Environment
6.5.2 Proportion of transboundary basin area with an operational arrangement for water cooperation	II	UNESCO, UNECE
6.6.1 Change in the extent of water-related ecosystems over time	III	UN Environment
6.a.1 Amount of water- and sanitation-related official development assistance that is part of a government-coordinated spending plan	I	WHO, UN Environment, OECD
6.b.1 Proportion of local administrative units with established and operational policies and procedures for participation of local communities in water and sanitation management	I	WHO, UN Environment, OECD

# 2. Monitor and report



# 3. Inspire action



Michel Jarraud, WMO, UN-Water

#WaterIs

Jan Eliasson, United Nations



Barbara Frost, WaterAid

#WorldWaterDay

Paul Polman, Unilever



Anthony Lake, UNICEF

#2015

Helen Clark, UNDP





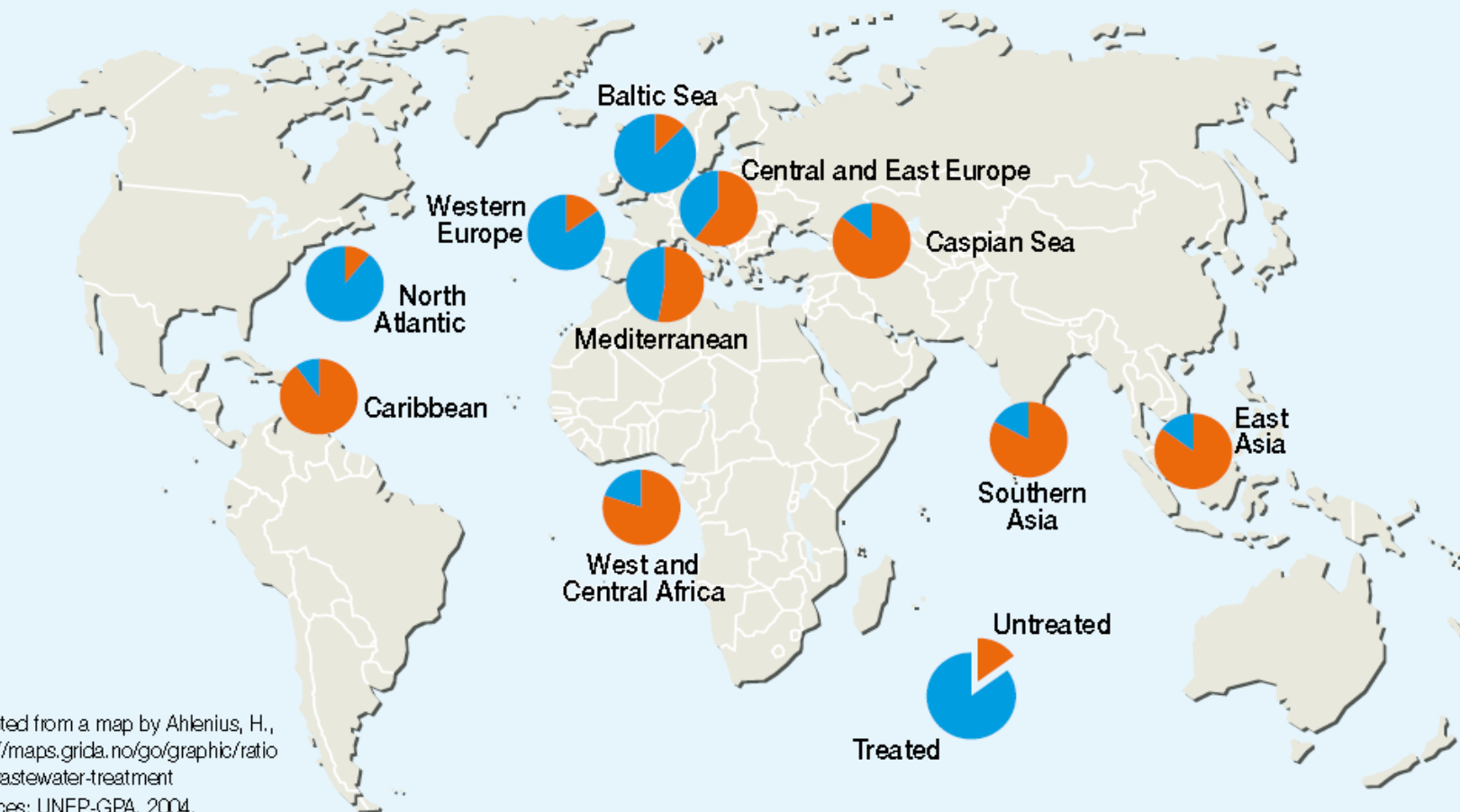
Nature, water, policy



# Policy perspectives on SRIA RDI Theme I needs

- Subtheme 1.1: Developing Approaches for Assessing and Optimizing the Value of Ecosystem Services
- Subtheme 1.2: Developing and Applying Ecological Engineering of Ecosystem Services
- Subtheme 1.3: Managing the effects of Hydro-Climatic Extreme Events

## Ratio of wastewater treatment



Adapted from a map by Ahlenius, H.,  
<http://maps.grida.no/go/graphic/ratio-of-wastewater-treatment>  
Sources: UNEP-GPA, 2004.

# Global opportunities

- March, 2018: World Water Development Report on nature-based solutions for water
- December - March 2018: World Water Day campaign on Nature and Water
- March 2018: World Water Forum, Brasilia, Brazil
- June: SDG 6 Synthesis Report 2018 on Water and Sanitation
- July 2018: High-level political forum on sustainable development with in-depth review of Sustainable Development Goal 6 on water and sanitation

# Contact Details

- [www.unwater.org](http://www.unwater.org)
- [daniella.bostrom@unwater.org](mailto:daniella.bostrom@unwater.org)